

A&E

SQUIRE

CABINET LOCK
MANUFACTURERS
SINCE 1927



www.aesquire.co.uk



61 Coltham Road
Willenhall
West Midlands
WV12 5QF
England

A. & E. Squire has been established since 1927 and is still based at the original site in Short Heath, near Willenhall the home of the lock industry.

There has been a history of locksmiths in the Squire family for over 300 years, but it was not until 1927 that brothers Alzo & Elroy Squire founded the company. Elroy's son Derek and Alzo's son Keith continued the family business and now A. & E. Squire Limited is managed by the third successive generation of the family.

Current members of the family running the business are:

Martin Squire	-	Director
Craig Squire	-	Director
Diane Sims	-	Company Secretary

A. & E. Squire Limited continues to manufacture a wide range of **quality** brass and steel cabinet locks that offer excellent **value** for money allied with a high level of **service** to our customers.

This catalogue shows virtually all the locks we sell and brochures are available giving more detailed specifications for each lock. Should you require any items that are not shown in the catalogue or would like a brochure please contact Martin or Craig.


Telephone: +44 (0) 1922 476243

Email: sales@aesquire.co.uk
Website: www.aesquire.co.uk

www.aesquire.co.uk

<u>Category</u>	<u>Page</u>
STRAIGHT CUPBOARD LOCKS	1
CUT CUPBOARD LOCKS	2
TILL / DRAWER LOCKS	3
BOX LOCKS	5
MORTICE CUPBOARD & SLIDING DOOR LOCKS	6
SHOWCASE & JEWELCASE LOCKS	7
STEEL CABINET LOCKS	8
MISCELLANEOUS LOCKS	9
ACCESSORIES	10

STRAIGHT CUPBOARD LOCKS



STRAIGHT CUPBOARD 4 LEVER No.51

No.51

BRASS STRAIGHT CUPBOARD LOCK
4 LEVERS
12 DIFFERS or KEYED ALIKE
DOUBLE HANDED

DIMENSIONS:

2½"	x	1 7/16"	(63mm x 36mm)	Distance To Pin: 11/16"(17mm)
3"	x	1 9/16"	(76mm x 40mm)	Distance To Pin: 13/16"(20mm)




STRAIGHT CUPBOARD 2 LEVER No.51

No.51

BRASS STRAIGHT CUPBOARD LOCK
2 LEVERS
12 DIFFERS or KEYED ALIKE
DOUBLE HANDED

DIMENSIONS:

2½"	x	1 7/16"	(63mm x 36mm)	Distance To Pin: 11/16"(17mm)
3"	x	1 9/16"	(76mm x 40mm)	Distance To Pin: 13/16"(20mm)



STRAIGHT CUPBOARD No.36

No.36

BRASS STRAIGHT CUPBOARD LOCK
2 LEVERS
1½" : KEYED ALIKE
2" / 2½" / 3" : 6 DIFFERS or KEYED ALIKE
DOUBLE HANDED

DIMENSIONS:

1½"	x	15/16"	(38mm x 23mm)	Distance To Pin: 7/16" (11mm)
2"	x	1 3/16"	(51mm x 29mm)	Distance To Pin: 9/16" (14mm)
2½"	x	1½"	(63mm x 37mm)	Distance To Pin: 11/16"(18mm)
3"	x	1½"	(76mm x 37mm)	Distance To Pin: 11/16"(18mm)



STRAIGHT CUPBOARD No.100

No.100

BRASS STRAIGHT CUPBOARD LOCK
TUMBLER ACTION
KEYED ALIKE
DOUBLE HANDED; 2 WAY KEYHOLE

DIMENSIONS:

1½"	x	13/16"	(38mm x 21mm)	Distance To Pin: 7/16" (10mm)
2"	x	1"	(51mm x 26mm)	Distance To Pin: ½" (13mm)
2½"	x	1¼"	(63mm x 32mm)	Distance To Pin: 5/8" (16mm)
3"	x	1½"	(76mm x 38mm)	Distance To Pin: ¾" (19mm)

CUT CUPBOARD LOCKS



CUT CUPBOARD 4 LEVER No.61

No.61

BRASS CUT CUPBOARD LOCK
4 LEVERS; 2 WAY KEYHOLE
12 DIFFERS or KEYED ALIKE
LEFT HAND (Illustrated) or RIGHT HAND

DIMENSIONS:

2½" x 1½" (63mm x 38mm) Distance To Pin: 5/8" (16mm)



CUT CUPBOARD 2 LEVER No.61

No.61

BRASS CUT CUPBOARD LOCK
2 LEVERS; 2 WAY KEYHOLE
1½" & 2": KEYED ALIKE
2½" & 3" : 6 DIFFERS or KEYED ALIKE
LEFT HAND (Illustrated) or RIGHT HAND

DIMENSIONS:

1½"	x	1 1/16"	(38mm x 26mm)	Distance To Pin: ½"	(13mm)
2"	x	1 3/16"	(51mm x 30mm)	Distance To Pin: ½"	(13mm)
2½"	x	1½"	(63mm x 38mm)	Distance To Pin: 5/8"	(16mm)
3"	x	1 11/16"	(76mm x 42mm)	Distance To Pin: ¾"	(19mm)



CUT CUPBOARD No.22C (Brass Cap)

No.22C

BRASS CUT CUPBOARD LOCK
2 LEVERS; 2 WAY KEYHOLE
KEYED ALIKE
LEFT HAND (Illustrated) or RIGHT HAND

DIMENSIONS:

1½"	x	1 1/8"	(38mm x 28mm)	Distance To Pin: ½"	(13mm)
2"	x	1 1/8"	(51mm x 28mm)	Distance To Pin: ½"	(13mm)
2½"	x	1 5/16"	(63mm x 34mm)	Distance To Pin: 5/8"	(16mm)
3"	x	1½"	(76mm x 38mm)	Distance To Pin: 11/16"	(17mm)



CUT CUPBOARD No.20C (Iron Cap)

No.20C

BRASS CUT CUPBOARD LOCK
1 LEVER; 2 WAY KEYHOLE
KEYED ALIKE
LEFT HAND (Illustrated) or RIGHT HAND

DIMENSIONS:

1½"	x	1 1/8"	(38mm x 28mm)	Distance To Pin: ½"	(13mm)
2"	x	1 1/8"	(51mm x 28mm)	Distance To Pin: ½"	(13mm)
2½"	x	1 5/16"	(63mm x 34mm)	Distance To Pin: 5/8"	(16mm)
3"	x	1½"	(76mm x 38mm)	Distance To Pin: 11/16"	(17mm)

TILL / DRAWER LOCKS




TILL 4 LEVER No.41

No.41

BRASS TILL / DRAWER LOCK
4 LEVERS
12 DIFFERS or KEYED ALIKE

DIMENSIONS:

2" x 1½" (51mm x 38mm) Distance To Pin: 5/8" (16mm)




TILL 2 LEVER No.41

No.41

BRASS TILL / DRAWER LOCK
2 LEVERS
12 DIFFERS or KEYED ALIKE (1½" : 6 DIFFERS)

DIMENSIONS:

1½"	x	1 3/16"	(38mm x 30mm)	Distance To Pin: ½"	(13mm)
2"	x	1½"	(51mm x 38mm)	Distance To Pin: 5/8"	(16mm)
2½"	x	1 7/8"	(63mm x 48mm)	Distance To Pin: ¾"	(19mm)
3"	x	1 7/8"	(76mm x 48mm)	Distance To Pin: ¾"	(19mm)



TILL No.22T (Brass Cap)

No.22T

BRASS TILL / DRAWER LOCK
2 LEVERS
KEYED ALIKE
2 WAY KEYHOLE

DIMENSIONS:

1½"	x	1¼"	(38mm x 32mm)	Distance To Pin: ½"	(13mm)
2"	x	1½"	(51mm x 38mm)	Distance To Pin: 5/8"	(16mm)
2½"	x	1 7/8"	(63mm x 48mm)	Distance To Pin: ¾"	(19mm)
3"	x	1 7/8"	(76mm x 48mm)	Distance To Pin: ¾"	(19mm)




TILL No.20T (Iron Cap)

No.20T

BRASS TILL / DRAWER LOCK
1 LEVER
KEYED ALIKE
2 WAY KEYHOLE

DIMENSIONS:

1½"	x	1¼"	(38mm x 32mm)	Distance To Pin: ½"	(13mm)
2"	x	1½"	(51mm x 38mm)	Distance To Pin: 5/8"	(16mm)
2½"	x	1 7/8"	(63mm x 48mm)	Distance To Pin: ¾"	(19mm)
3"	x	1 7/8"	(76mm x 48mm)	Distance To Pin: ¾"	(19mm)



DISTANCE TO PIN TILL LOCK No.20DTP

No.20DTP

BRASS TILL / DRAWER LOCK

1 LEVER

KEYED ALIKE

3/4", 7/8", 1", 1 1/8", 1 1/4" TO PIN

DIMENSIONS:

2 3/4" x 1 7/8" (70mm x 48mm)

3" x 1 7/8" (76mm x 48mm)

All Available In The Following Distance To Pins:

3/4" (19mm) ; 7/8" (22mm) ; 1" (26mm) ; 1 1/8" (29mm) ; 1 1/4" (32mm) .

BOX LOCKS



BOX 4 LEVER No.48

No.48

BRASS BOX LOCK
4 LEVERS
12 DIFFERS or KEYED ALIKE
SUPPLIED WITH LINK

DIMENSIONS:

2½"	x	1½"	(63mm x 38mm)	Distance To Pin: 7/8"	(22mm)
3"	x	1 11/16"	(76mm x 42mm)	Distance To Pin: 1"	(26mm)



BOX 2 LEVER No.48

No.48

BRASS BOX LOCK
2 LEVERS
1½" : KEYED ALIKE
2" / 2½" / 3" : 12 DIFFERS or KEYED ALIKE
SUPPLIED WITH LINK

DIMENSIONS:

1½"	x	1 1/16"	(38mm x 27mm)	Distance To Pin: 5/8"	(17mm)
2"	x	1 3/16"	(51mm x 30mm)	Distance To Pin: ¾"	(19mm)
2½"	x	1½"	(63mm x 38mm)	Distance To Pin: 7/8"	(22mm)
3"	x	1 11/16"	(76mm x 42mm)	Distance To Pin: 1"	(26mm)



BOX No.22B (Brass Cap)

No.22B

BRASS BOX LOCK
2 LEVERS
KEYED ALIKE
SUPPLIED WITH LINK

DIMENSIONS:

1½"	x	1"	(38mm x 25mm)	Distance To Pin: 5/8"	(16mm)
2"	x	1¼"	(51mm x 31mm)	Distance To Pin: ¾"	(18mm)
2½"	x	1 3/8"	(63mm x 35mm)	Distance To Pin: 7/8"	(21mm)
3"	x	1 9/16"	(76mm x 40mm)	Distance To Pin: 15/16"	(23mm)



BOX No.20B (Iron Cap)

No.20B

BRASS BOX LOCK
1 LEVER
KEYED ALIKE
SUPPLIED WITH LINK

DIMENSIONS:

1½"	x	1"	(38mm x 25mm)	Distance To Pin: 5/8"	(16mm)
2"	x	1¼"	(51mm x 31mm)	Distance To Pin: ¾"	(18mm)
2½"	x	1 3/8"	(63mm x 35mm)	Distance To Pin: 7/8"	(21mm)
3"	x	1 9/16"	(76mm x 40mm)	Distance To Pin: 15/16"	(23mm)



MORTICE CUPBOARD No.15

No.15

BRASS MORTICE CUPBOARD LOCK

2": KEYED ALIKE

2½" & 3" : 6 DIFFERS or KEYED ALIKE

2 LEVER

2 WAY KEYHOLE; SUPPLIED WITH SLOTTED STRIKER

LEFT HAND (Illustrated) or RIGHT HAND

DIMENSIONS:

2"	x	1 1/16"	(51mm x 26mm)	Distance To Pin: ½"	(13mm)
2½"	x	1 7/16"	(63mm x 36mm)	Distance To Pin: 5/8"	(16mm)
3"	x	1 5/8"	(76mm x 40mm)	Distance To Pin: ¾"	(19mm)

2½" Size Also Available with 4 Levers 12 Differs or Keyed Alike



MORTICE SLIDING DOOR No.85

No.85

BRASS MORTICE SLIDING DOOR LOCK

2 LEVER: 6 DIFFERS or KEYED ALIKE

2 WAY KEYHOLE

LEFT HAND (Illustrated) or RIGHT HAND

DIMENSIONS:

2½"	x	1 7/16"	(63mm x 36mm)	Distance To Pin: 11/16"	(17mm)
-----	---	---------	-----------------	-------------------------	----------



CUT SLIDING DOOR No.80

No.80

BRASS CUT SLIDING DOOR LOCK

2 LEVER: 6 DIFFERS or KEYED ALIKE

2 WAY KEYHOLE

LEFT HAND (Illustrated) or RIGHT HAND

DIMENSIONS:

2½"	x	1½"	(63mm x 38mm)	Distance To Pin: 11/16"	(17mm)
-----	---	-----	-----------------	-------------------------	----------




JEWEL CASE No.5

No.5

BRASS JEWEL CASE LOCK
2 LEVERS
KEYED ALIKE
SUPPLIED WITH LINK

DIMENSIONS:

1½" x ¾" (38mm x 20mm) Distance To Pin: ½" (13mm)



BOX SHOWCASE No.14B

No.14B

BRASS BOX SHOWCASE LOCK
2 LEVERS
KEYED ALIKE
SUPPLIED WITH LINK

DIMENSIONS:

1½" x 13/16" (38mm x 20mm) Distance To Pin: ½" (13mm)




CUT SHOWCASE No.14C

No.14C

BRASS CUT SHOWCASE LOCK
1 LEVER
KEYED ALIKE
LEFT HAND (Illustrated) or RIGHT HAND

DIMENSIONS:

1½" x 13/16" (38mm x 21mm) Distance To Pin: 7/16" (11mm)



MORTICE SHOWCASE No.14M

No.14M

BRASS MORTICE SHOWCASE LOCK
1 LEVER
KEYED ALIKE
LEFT HAND (Illustrated) or RIGHT HAND

DIMENSIONS:

1½" x 13/16" (38mm x 20mm) Distance To Pin: 7/16" (11mm)

STEEL CABINET LOCKS



STEEL TILL LOCK No.25

No.25

STEEL TILL / DRAWER LOCK
1 LEVER
KEYED ALIKE
Self Colour

DIMENSIONS:

2 3/4" x 2 1/4" (70mm x 58mm)

Available In The Following Distance To Pins:
7/8" (22mm); 1" (26mm); 1 1/8" (29mm); 1 1/4" (32mm).




STEEL STRAIGHT CUP'D LOCK No.145 & 150

No.145 & 150

STEEL STRAIGHT CUPBOARD LOCK
TUMBLER ACTION; KEYED ALIKE
DOUBLE HANDED
Self Colour (Illustrated) or Black Powder Coated

DIMENSIONS:

No.145 2 1/4"	x	1 5/16"	(56mm x 33mm)	Distance To Pin: 5/8" (16mm)
No.145 2 5/8"	x	1 5/16"	(66mm x 33mm)	Distance To Pin: 5/8" (16mm)
No.150 2 5/8"	x	1 5/8"	(66mm x 41mm)	Distance To Pin: 13/16" (21mm)
No.150 3"	x	1 5/8"	(76mm x 41mm)	Distance To Pin: 13/16" (21mm)




STEEL STRAIGHT CUP'D LOCK No.155

No.155

STEEL STRAIGHT CUPBOARD LOCK
TUMBLER ACTION; KEYED ALIKE
DOUBLE HANDED
Self Colour (Illustrated) or Black Powder coated

DIMENSIONS:

3"	x	2 1/8"	(78mm x 55mm)	Distance To Pin: 1 1/16" (27mm)
3 1/2"	x	2 1/8"	(89mm x 55mm)	Distance To Pin: 1 1/16" (27mm)
4"	x	2 1/8"	(102mm x 55mm)	Distance To Pin: 1 1/16" (27mm)



STEEL CHEST LOCK No.50

No.50

STEEL CHEST LOCK
2 LEVERS; KEYED ALIKE
SUPPLIED WITH LINK
Self Colour (Illustrated) or Black Powder Coated

DIMENSIONS:

3"	x	2 1/4"	(76mm x 58mm)	Distance To Pin: 1 3/16" (31mm)
3 1/2"	x	2 1/4"	(89mm x 58mm)	Distance To Pin: 1 3/16" (31mm)



CHEST LOCK No.48C

No.48C

BRASS CHEST LOCK
2 LEVERS
KEYED ALIKE
SUPPLIED WITH LINK

DIMENSIONS:

3"	x	2 3/16"	(76mm x 56mm)	Distance To Pin: 1 1/4" (31mm)
3 1/2"	x	2 3/16"	(89mm x 56mm)	Distance To Pin: 1 1/4" (31mm)



WARDROBE LOCK No.90

No.90

BRASS WARDROBE LOCK
1 LEVER : KEYED ALIKE
SUPPLIED WITH STRIKER
LEFT HAND (Illustrated) or RIGHT HAND

DIMENSIONS:

3 1/2"	x	1 7/8"	(89mm x 46mm)	Distance To Pin: 7/8" (22mm)
--------	---	--------	-----------------	--------------------------------




SPRING LATCH No.40

No.40

BRASS SPRING LATCH
SUPPLIED WITH STRIKER

DIMENSIONS:

2 1/2"	x	1 7/8"	(63mm x 48mm)	Distance To Follower: 7/8" (22mm)
--------	---	--------	-----------------	-------------------------------------



ROLL TOP DESK LOCK No.185

No.185

ROLL TOP DESK LOCK
KEYED ALIKE
SUPPLIED WITH TRAP DOOR STRIKER
& FANCY ESCUTCHEON

DIMENSIONS:

3 1/4"	x	1 1/2"	(82mm x 38mm)	Distance To Pin: 1" (25mm)
--------	---	--------	-----------------	------------------------------



'SHELL' FANCY BOW KEY FBK1

FBK1

MALLEABLE IRON KEY
AVAILABLE IN:
ANTIQUÉ BRASS / AB

Overall Length: 2 3/8" (61mm) Between Bit & Bow: 7/8" (23mm)
This key is suitable for most of our light pattern locks and some of our smaller best quality locks.



'KIDNEY' FANCY BOW KEY FBK2

FBK2

MALLEABLE IRON KEY
AVAILABLE IN:
ANTIQUÉ BRASS / AB (Illustrated)

Overall Length: 2 1/4" (59mm) Between Bit & Bow: 7/8" (23mm)
This key is suitable for almost all of our locks.




FLAT STRIKING PLATE FSP

FSP

FLAT BRASS STRIKER
2 COUNTERSUNK HOLES
AVAILABLE SLOTTED IF REQUIRED

DIMENSIONS:
2" x 1/2" (51mm x 13mm)
2 1/2" x 1/2" (63mm x 13mm)



ANGLE STRIKING PLATE ASP

ASP

BRASS ANGLE STRIKER
2 COUNTERSUNK HOLES
AVAILABLE SLOTTED IF REQUIRED

DIMENSIONS:
2 1/2" x 5/8" x 7/16" (63mm x 16mm x 11mm)